


We hope you have found this booklet useful and enjoy all the games and ideas.

If you are worried about your child's talking or playing, please talk to your Health visitor or your local Speech and Language Therapist.

IT'S FUN TO TALK

Ideas and games to play with your child

At around 18 months



Speech and Language Therapy Service

Speech and Language Therapy
Monarch House
Queensway Industrial Estate
Off Arkwright Way
Scunthorpe
DN16 1AL
www.nlpct.nhs.uk/speech/
Tel (01724) 203755
Fax (01724) 857887

IT'S FUN TO TALK 18 Months

By now your child may be beginning to use words and sounds to tell you what he wants and needs, although his words may not be very clear yet.

Try the following ideas to help your child learn new words.

* Try to have quiet times during the day. Switch off the television and radio so he can concentrate on you.

T

Talk to your child often about things that interest him.

A

Add new words as your child shows interest in new things.

L

Listen to your child and give her time to talk.

K

Keep having fun with nursery rhymes and action songs.

- ☺ During play, give your child a chance to talk. Pause often and listen carefully to any sounds or words your child makes.

- ☺ Children love nursery rhymes and action songs, and enjoy joining in with the actions.

Incy Wincy
Spider




- ☺ Don't worry if your child's speech is unclear at this stage.

- ☺ Tell your child the names of people and things around the house that she takes an interest in.

- ☺ Look at picture books together and see if your child can point to things as you name them e.g. "Where's the cat?"



- ☺ Make animal or car noises e.g. "moo", "baa", "brumm brumm" and encourage your child to copy you. Point to the picture as you make the noise.




- ☺ See if your child can fetch you one thing e.g. "Get your shoes", "Find your cup". If he can't, take him to find it saying, "Get your shoes" when you find them.



- ☺ Talk about everything you do as you are doing it e.g. washing, cleaning, dressing etc.



- ☺ Use simple games to encourage your child to copy useful words such as "all gone", "more" and "again" e.g. hiding games, building with bricks, rolling a ball.



- ☺ Remember, your child needs a reason to talk. Help him learn how to ask for things by placing them out of reach. Try giving choices e.g. "Do you want apple or milk?" This may encourage him to say "milk" or "apple".

